


Costruiamo un bruco assieme!

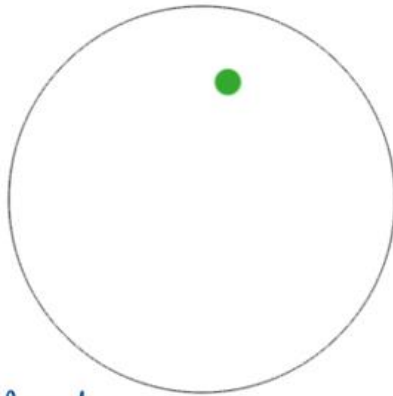

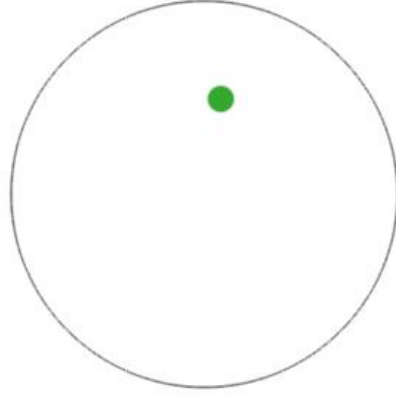

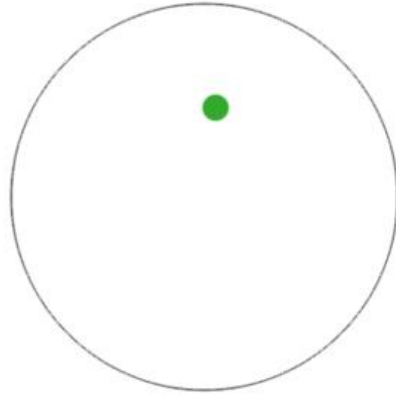
Materiale occorrente: fogli A4, pennarelli, colla stick, forbici con le punte arrotondate.

- Stampiamo il modello della foglia e invitiamo i bambini a colorarla con la tecnica che preferiscono.
- Ritagliamo la foglia.
- Stampiamo il modello del bruco e invitiamo i bambini a colorare il disegno seguendo le indicazioni dei puntini colorati.

Terminato il tuo bruco ascolta questa bella canzone:

[https://www.youtube.com/watch?v= n2jb0n2Xz0](https://www.youtube.com/watch?v=n2jb0n2Xz0)





Copyright © 2014

